

Steel rope for manual and electric winches

All Pfaff-silberblau electric winches are supplied without load bearing mechanisms as standard. To ensure safe operation an optimum rope design, optimum length and associated fastening elements (hooks, shackles) are selected.

We recommend to choose wire ropes on the basis of design, type of construction and strength to suit the intended use and frequency of use. The features of the different types of rope design are as follows:

Breaking load

→ Load bearing capacity, strength of the rope

Bending fatigue + flexibility




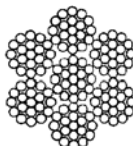
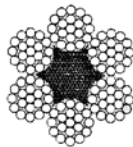
→ Service life

External wear

→ Stability of the outer strands

Torsion characteristics

→ Lifting of guided or unguided loads



Handling

Our product range includes winches for lifting, pulling and moving of loads. In combination to our winches the following rope types apply:

Standard design

DIN 3060 - 6 x 19 + FE 1770 N/mm²

Manual winch rope with fiber inlay 3 - 12 mm Ø

Galvanized or stainless steel in mat. 1.4401

Nominal strength 1570 N/mm² (low breaking load)

- not non-twisting
- crosslay type of construction
- low-tension
- lifting rope for infrequent actuation
- rugged and widely resistant

Warrington-Seale

6 x 36 WS + SES (FE) 1770 N/mm²

Manual and electric winch rope in parallel type of construction, 10 - 28 mm Ø

Galvanized, with fiber or steel inlays as options

- highly flexible
- high breaking load
- average number of reversed bending stresses

Non-rotating special rope

SE-znk - 1960 N/mm²

Standard rope for electric winches

Non-rotating spiral strand rope, 3 - 13 mm Ø

Galvanized

- balanced characteristics
- lifting rope for unguided single rope suspension elements
- lifting rope for large lifting heights with multiple rope suspension elements
- not to be used with a swivel
- high strength
- high bending fatigue characteristics

Heavy duty winch rope

Electric winch rope with plastic-coated steel core in double-parallel type of construction, 6 - 30 mm Ø

Bright and greased, not non-twisting

- special rope for frequent bending stress reversals and long use.
- to be used only with matching rope sheaves and drums.
- optimized break loads due to higher fill factor.

The use of plastic-coated steel wire ropes with lifting equipment is not permitted.

To meet individual requirements we can provide assistance for the selection of length, diameter and type of the rope, as well as a fastening equipment (thimbles, hooks, rope clips, etc.).